



New Year



JANUARY

Welcome, 2020!

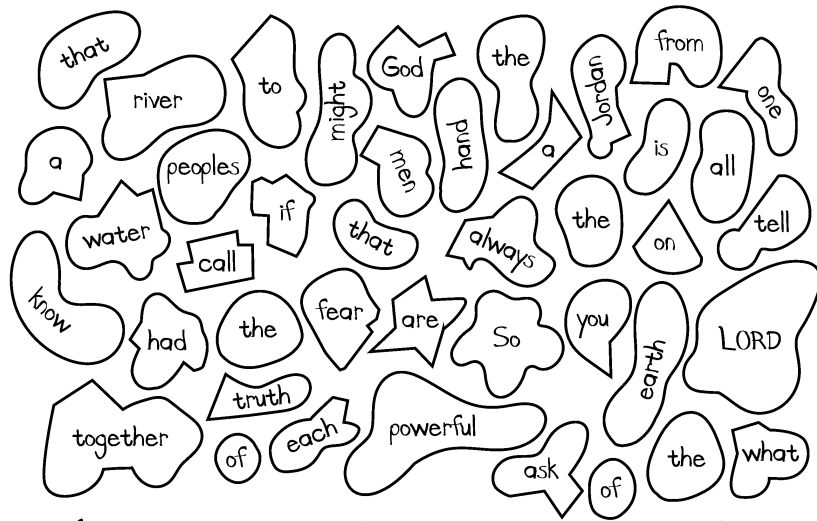
Sun	Mon	Tue	Wed	Thu	Fri	Sat
			1 Office Closed Happy New Year! 	2 11:30 am Seasoned Friends 6:30 pm Noodle Making	3	4 7:30 am Quaker Men Omelley's 2-4 pm Baby Shower
5 Mission Sunday, ACFA	6 EPIPHANY 9:00 am Joy Circle 	7 10:00 am Prayer Group	8 9:30 am-2pm Hobby Club 5:00 pm Troop Meeting 6:30 pm Bell Choir 7:30 pm Vocal Choir	9 12:00 pm American Red Cross Blood Drive Fellowship Hall	10 Food Prep. Day	11 4:00-7:00pm Chicken Noodle Dinner Benefitting CAM
12	13 2:00 pm Outreach Committee 4:00 pm Trustee Committee	14 10:00 am Prayer Group 2:00 pm Finance Committee 6:30 pm CM& E., Christian Ed	15 9:30 am-2 pm Hobby Club 6:30 pm Bell Choir 7:30 pm Vocal Choir	16	17	18
19		21 10:00 am Prayer Group 6:30 pm Administrative Comm	22 9:30 am Hobby Club 5:00 pm Troop Meeting 6:30 pm Bell Choir 7:30 pm Vocal Choir	23 11:30 pm Seasoned Friends Russiaville Friends Meeting	24	25
26 Church Photo Directory Photography Day With Jessica Newton 	27 5:30 pm Tri Kappa	28 10:00 am Prayer Group	29 9:30 am Hobby Club 6:30 pm Bell Choir 7:30 pm Vocal Choir	30	31	



Reminder rocks

When Joshua and the Israelites crossed the Jordan River, they set up stones for a special reason.

Directions: Shade all the rocks that aren't completely rounded. Unscramble the remaining rocks to reveal a message from Joshua 4:24, NIV.



So _____ the _____ the
 _____ the
 _____ the _____ .

JOSHUA 4:24, NIV

Answer: So that all the peoples of the earth might know that the hand of the LORD is powerful. Joshua 4:24, NIV



NEW YEAR'S NOISE-MAKERS

Ring in the New Year with these fun noisemakers!



What you need:

- Wooden craft sticks
- Metallic paint (gold and silver)
- Paint brushes
- Jingle bells (gold and silver)
- Hot glue gun
- Metallic ribbon
- Scissors
- Adult help

What you do:

1. Paint half the sticks gold and half silver. Let dry.
2. Glue three bells to each stick.
3. Cut a six-inch piece of ribbon for each stick. Tie a bow and glue it to the noisemaker. Celebrate!

"STEP" INTO THE NEW YEAR

Make this craft to remember God's many blessings.



What you need:

- Small stones
- Permanent markers
- Foil pan and cooking spray
- Drop cloth
- Gloves
- Quick-set concrete (and adult help)
- Bucket and paint stirrer

What you do:

1. After reflecting on the past year, use markers to decorate stones with memorable words, dates and drawings.
2. Spray pan with cooking spray. Set pan outside on a drop cloth.
3. Wearing gloves, mix concrete in a bucket, according to instructions.
4. Pour concrete into pan. Smooth top with paint stirrer.
5. Press in stones, handprints and other decorations.
6. Let dry completely. Remove from pan.
7. Place the stepping-stone outside as a reminder of God's continued goodness.